



UL INTERNATIONAL (UK) LTD  
 Womersley House, Building C,  
 The Guildway,  
 Old Portsmouth Road,  
 Guildford. GU3 1LR.  
 United Kingdom.



designated according to Article 29 of the Regulation (EU) No 305/2011 and member of EOTA (European Organisation for Technical Assessment, [www.eota.eu](http://www.eota.eu))

## European Technical Assessment

**ETA 18/0307  
of 11/06/2018**

**Technical Assessment Body issuing the ETA and designated according to Article 29 of the Regulation (EU) No 305/2011: UL International (UK) Ltd**

<b>Trade name of the construction product</b>	EZ-Firestop® Grommet
<b>Product family to which the construction product belongs</b>	Fire Stopping and Sealing Product: <ul style="list-style-type: none"> <li>• Penetration Seals</li> </ul>
<b>Manufacturer</b>	Legrand BP 30076 87002 Limoges CEDEX France
<b>Manufacturing plant(s)</b>	C/003, C/007
<b>This European Technical Assessment contains</b>	10 pages including 2 Annexes which form an integral part of this assessment.
<b>This European Technical Assessment is issued in accordance with regulation (EU) No 305/2011, on the basis of</b>	EAD 350454-00-1104, September 2017

Translations of this European Technical Assessment in other languages shall fully correspond to the original issued document and should be identified as such.

Communication of this European Technical Assessment, including transmission by electronic means, shall be in full. However, partial reproduction may be made, with the written consent of the issuing Technical Assessment Body. Any partial reproduction has to be identified as such.

## **Table of Contents**

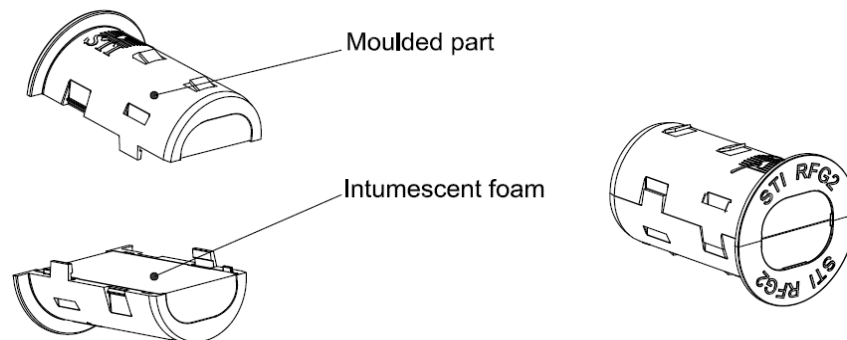
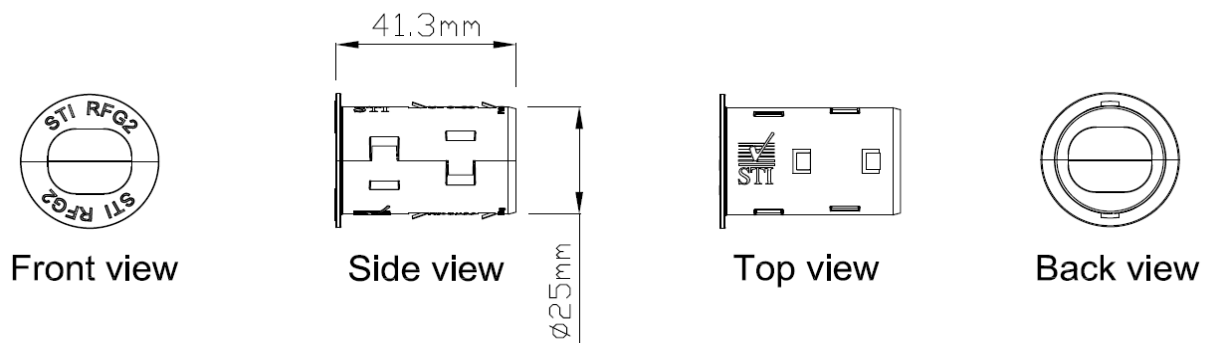
<b>1</b>	<b>Technical description of the product</b> .....	<b>3</b>
1.1	General.....	3
2	Specification of the intended uses of the product in accordance with the applicable European Assessment Document (Hereinafter EAD): EAD 350454-00-1104 .....	4
3	Performance of the product and references to the methods used for its assessment.....	5
4	<b>ASSESSMENT AND VERIFICATION OF CONSTANCY OF PERFORMANCE (HEREINAFTER AVCP) SYSTEM APPLIED, WITH REFERENCE TO ITS LEGAL BASE</b> .....	<b>6</b>
5	Technical details necessary for the implementation of the AVCP system, as provided for in the applicable EAD .....	6
6	Issued on: .....	7
	<b>ANNEX A – Manufacturer installation instructions</b> .....	<b>8</b>
	<b>ANNEX B – Resistance to Fire Classifications</b> .....	<b>10</b>

## SPECIFIC PARTS OF THE EUROPEAN TECHNICAL ASSESSMENT

### **1 Technical description of the product**

#### **1.1 General**

- 1) The EZ-Firestop® Grommet is a cable management firestop device (plug), designed in one size (reference RFG2) and installed as a single penetration seal. One grommet shall be installed on each side of the wall. Each EZ-Firestop® Grommet consists of two symmetrical plastic molded parts incorporating one graphite based intumescent inlay. The two symmetrical pieces snap together using interlocking hooks arrangement as illustrated below:



- 2) EZ-Path Fire -rated Pathway can be used blank or with cables up to a total 14 mm diameter
- 3) The applicant has submitted a written declaration that EZ-Firestop® Grommet does not contain substances which have to be classified as dangerous according to Directive 67/548/EEC and Regulation (EC) No 1272/2008 and listed in the "Indicative list on dangerous substances" of the EGDS - taking into account the installation conditions of the construction product and the release scenarios resulting from there.

In addition to the specific clauses relating to dangerous substances contained in this European Technical Assessment, there may be other requirements applicable to the products falling within its scope (e.g. transposed European legislation and national laws, regulations and administrative provisions). In order to meet the provisions of the Construction Products Regulation, these requirements need also to be complied with, when and where they apply.

- 4) The use category of EZ-Firestop® Grommet in relation to BWR 3 (Hygiene, health and environment) is IA1, S/W3

**2 Specification of the intended uses of the product in accordance with the applicable European Assessment Document (Hereinafter EAD): EAD 350454-00-1104**

Detailed information and data is given in Annex A.

- 1) The intended use of EZ-Firestop® Grommet is to reinstate the fire resistance performance of flexible wall and rigid wall constructions, where they are penetrated by services.
- 2) The specific elements of construction that the system EZ-Firestop® Grommet may be used to provide a penetration seal in, are as follows:
  - a. Flexible walls: The wall must have a minimum thickness of 100 mm and comprise steel studs or timber studs lined on both faces with minimum 2 layers of 12.5 mm thick boards.
  - b. Rigid walls: The wall must have a minimum thickness of 100 mm and comprise concrete, aerated concrete or masonry, with a minimum density of 650 kg/m<sup>3</sup>.

The supporting construction must be classified in accordance with EN 13501-2 for the required fire resistance period.

- 3) EZ-Firestop Grommet can be used for single or multiple cables with a combined diameter not exceeding Ø14mm. Cables to be similar to standardized twisted pair cables for Ethernet and other networks or similar to small sheathed, 5 x 1.5 mm<sup>2</sup> (H07RN-F type) (for details see Annex A).
- 4) Services shall be supported at maximum 300 mm from both faces of the wall.
- 5) The provisions made in this European Technical Assessment are based on an assumed working life of the EZ-Firestop® Grommet of 10 years, provided that the conditions laid down in sections 4.2/5.1/5.2 for the packaging/transport/ storage/installation/use/repair are met. The indications given on the working life cannot be interpreted as a guarantee given by the producer, but are to be regarded only as a means for choosing the right products in relation to the expected economically reasonable working life of the works.
- 6) Type Y<sub>2</sub>: Intended for use at temperatures below 0°C, but with no exposure to rain nor UV. Includes lower classes.

### 3 Performance of the product and references to the methods used for its assessment

Product-type: Plug		Intended use: Penetration Seal
Assessment method	Essential characteristic	Product performance
<b>BWR 2 Safety in case of fire</b>		
EN 13501-1	Reaction to fire	Class 'E'
EN 13501-2	Resistance to fire	Annex A & B
<b>BWR 3 Hygiene, health and environment</b>		
EN 1026	Air permeability	No performance determined
EAD 350454-00-1104, Annex C	Water permeability	No performance determined
Declaration of manufacturer & EN 16516	Content, emission and/or release of dangerous substances	Use categories: IA1, S/W3 Declaration of manufacturer
<b>BWR 4 Safety in use</b>		
EOTA TR 001:2003	Mechanical resistance and stability	No performance determined
EOTA TR 001:2003	Resistance to impact/movement	
EOTA TR 001:2003	Adhesion	
EAD 350454-00-1104, Clause 2.2.9	Durability	Y <sub>2</sub>
<b>BWR 5 Protection against noise</b>		
EN 10140-1,2,4,5/ EN ISO 717-1	Airborne sound insulation	No performance determined
<b>BWR 6 Energy economy and heat retention</b>		
EN 12664, EN 12667, EN 12939, EN ISO 8990, EN ISO 6946, EN ISO 14683, EN ISO 10211, EN ISO 10456	Thermal properties	No performance determined
EN ISO 12572, EN 12086, EN ISO 10456	Water vapour permeability	No performance determined

**4 ASSESSMENT AND VERIFICATION OF CONSTANCY OF PERFORMANCE (HEREINAFTER AVCP) SYSTEM APPLIED, WITH REFERENCE TO ITS LEGAL BASE**

According to the decision 1999/454/EC – Commission Decision of date 22nd June 1999 on the procedure for attesting the conformity of construction products pursuant to Article 20(2) of Council Directive 89/106/EEC as regards fire stopping, fire sealing and fire protective products, published in the Official Journal of the European Union (OJEU) L178/52 of 14/07/1999, see <http://eur-lex.europa.eu/JOIndex.do> of the European Commission<sup>1</sup>, as amended, the system(s) of assessment and verification of constancy of performance (see Annex V to Regulation (EU) No 305/2011) given in the following table(s) applies (apply).

Product(s)	Intended use(s)	Level(s) or class(es)	System(s)
Fire stopping and Fire Sealing Products	For fire compartmentation and/or fire protection or fire performance	Any	1

**5 Technical details necessary for the implementation of the AVCP system, as provided for in the applicable EAD**

Tasks of the manufacturer:

Factory production control

The manufacturer shall exercise permanent internal control of production. All the elements, requirements and provisions adopted by the manufacturer shall be documented in a systematic manner in the form of written policies and procedures, including records of results performed. This production control system shall ensure that the product is in conformity with this European technical Assessment.

The manufacturer may only use initial / raw / constituent materials stated in the technical documentation of this European Technical Assessment.

The factory production control shall be in accordance with the Control Plan of 25<sup>th</sup> April 2018 relating to the European Technical Assessment ETA 18/0307 issued on 11/06/2018 which is part of the technical documentation of this European Technical Assessment. The "Control Plan" is laid down in the context of the factory production control system operated by the manufacturer and deposited at UL International (UK) Ltd.

The results of factory production control shall be recorded and evaluated in accordance with the provisions of the Control Plan.

---

<sup>1</sup> Official Journal of the European Communities L178/52 of 14/7/1999

Other tasks of the manufacturer

Additional information

The manufacturer shall provide a technical data sheet and an installation instruction with the following minimum information:

(a) Technical data sheet:

- Field of application:
- Building elements for which the linear joint seal or penetration seal is suitable, type and properties of the building elements like minimum thickness, density, and - in case of lightweight constructions – the construction requirements.
- Limits in size, minimum thickness etc. of the joint or penetration seal
- Construction of the linear joint seal or penetration seal including the necessary components and additional products (e.g. backfilling material) with clear indication whether they are generic or specific.
- Services which the penetration seal is suitable, type and properties of the services like material, diameter, thickness etc. in case of pipes including insulation materials; necessary/allowed supports/fixings (e.g. cable trays)

(b) Installation instruction:

- Steps to be followed
- Procedure in case of retrofitting
- Stipulations on maintenance, repair and replacement

**6 Issued on:**

**11<sup>th</sup> June 2018**

Report by:



C. Johnson  
Staff Engineer  
Building and Life Safety Technologies

Reviewed by:



C. W. Miles  
Business Manager – Europe & Latin America  
Building and Life Safety Technologies

**For and on behalf of UL International (UK) Ltd.**

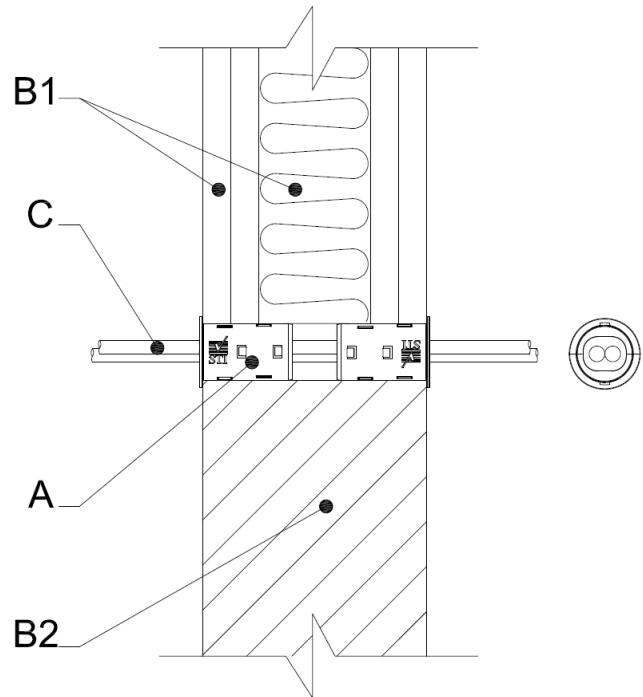
## ANNEX A – Manufacturer installation instructions

A : EZ-Firestop® Grommet RFG2

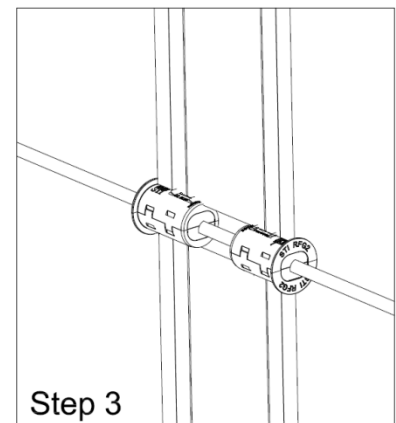
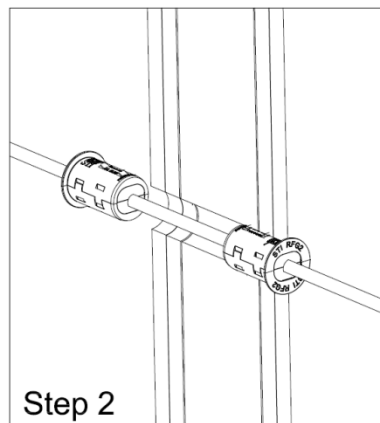
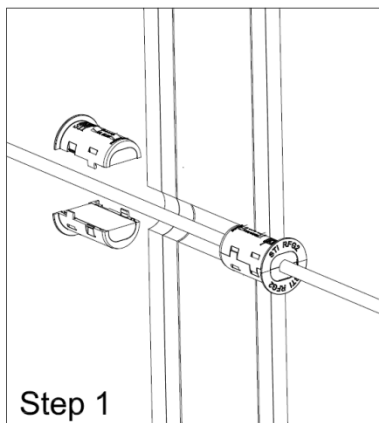
B1 : Flexible wall

B2 : Rigid wall

C : Cables



### Installation Method :



#### Step 1 and Step 2:

Place the two halves of the EZ-Firestop® Grommet around the cable(s) and snap together.

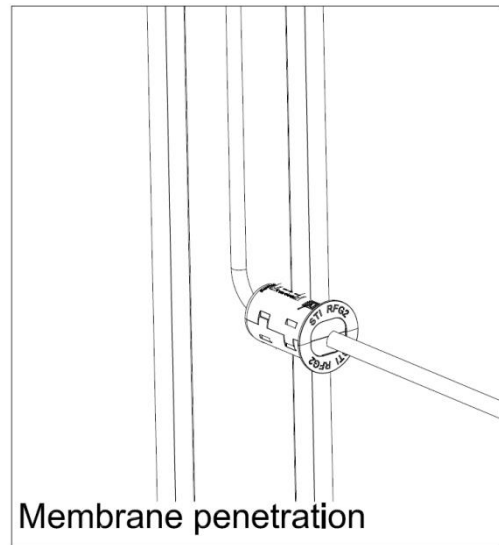
#### Step 3:

Firmly push the EZ-Firestop® Grommet into wall opening to lock in place.



**Optional : Installation Method**

When cable(s) penetrates wall on one side only, the EZ-Firestop® Grommet is installed on the penetrated side only



## ANNEX B – Resistance to Fire Classifications

Penetration Seal	Opening size (mm)	Ø Cable 1)	Flexible wall	Rigid wall
			≥ 100mm thick	≥ 100mm thick
EZ-Firestop® Grommet	Ø25mm	OD ≤ Ø 14 mm	EI 120	EI 120

1) Maximum outside diameter.

Refer to 2.3) for description of the services